



// NEW FOREST 2400 ELECTRIC FIRE



// WELCOME TO BRITISH FIRES

Uncompromising Quality. The design and development has this one mindset which drives us to deliver exceptional products.

Our aim is simple – to help you create a beautiful and vibrant environment for you to enjoy.

// DOUBLE THE DETAIL

The New Forest 2400 electric fire is not to be toyed with.

We are proud to present such a mesmerising masterpiece, offering a high level of quality and truly demonstrating how luxurious an electric fire can be. Its striking size elevates the atmosphere in the room to give a real sense of elegance.



// DOWNLIGHT-EFFECT

Our award-winning LED flame technology is impressive by itself. It becomes even more amazing when the down-lights are turned on a 2400mm fire. The illumination of the two-way mirror reflects the logs and creates a 3D-effect with the appearance of a deeper looking fuel bed.

Two-way mirrored rear glass



Impress your guests with the click of a button. The down-lights not only create the illusion of a deeper looking fuel bed but also a brighter focal point and warmer glow.

// FOREST VIEW

Our signature Forest View logs are hand painted to bring a life-like effect creating an authentic and inviting setting. The log design and details were inspired by the New Forest National Park in Hampshire, England.


The fuel bed is comprised of several elements that bring together a traditional looking fire with dynamic lighting. The base of the fuel bed is lit from below which provides an extra sparkle of light and illuminates even more with a layer of diamond light crystals placed as the first layer. Additional components are real tree bark and coconut husk to complete the authentic, Earthy, look and feel of the Forest View installation.

*Included with standard model

// DIAMOND LIGHT

An interesting way to show how light can amplify the brightness of the flame-effect is the Diamond Light fuel bed. This installation consists solely of Diamond Light crystals and several large crystals. The rotation of fuel bed colours changes take you through a journey of tranquillity. Alternatively, you can choose just the orange, pink, or blue light setting to create a certain mood.

*Included with standard model



Minimal glass recess

Room air is drawn in across the top outlet (shown right)

The fan controls the heat and distributes it widely into the room

Discreet heater outlet

// HOW AIR CURTAIN TECHNOLOGY WORKS

Our Air Curtain Technology* is the process of circulating cooler air in and dispersing warmed air back into the room via our dual-outlet system, which is discreetly placed above the glass, creating an efficiently heated space.

AIR CURTAIN TECHNOLOGY®



*Patent Pending

// INSTALLATION TO SUIT YOU

What makes the New Forest 2400 so versatile is the ability to install the fire however you need and desire. The fire can adapt to almost any situation so the last worry you have is, "will this work?", because it will.

The New Forest is engineered and designed from the inside out and, as a result, the glass sits at the edge on all three exposed sides. This allows for three methods of installation that prominently show off the minimal glass recess in the following examples. However, there is no wrong way to install the New Forest 2400, just your way.



FRONT-FACING



CORNERED

#mybritishfire



THREE-SIDED



// BE IN CONTROL

The New Forest 2400 is equipped with a remote control that bridges the connection between you and your fire. Each button displays an icon that clearly identifies the function to engage with the fire and explore the features.

Open window detection

If there is a sudden drop in temperature of 5°C or more within a ten minute period, the heater will automatically turn off to preserve energy. Look out for the OP sign on the digital display to show this has been activated. The heater will start up again once the temperature in the room rises or you choose to manually turn it back on.

Thermostatic heating

The Air Curtain Technology® heater system is thermostatically controlled using the remote handset which displays the current setting on the LCD screen. Choose a temperature between 17° and 27°C and the fire will do the work to heat the room to your desired temperature.



Flame control

Choose from four settings to adjust the brightness of the flame to suit your mood. Watch as the flames change brightness and height.

Down lighting

Select to have the carefully placed spot lights on and see every detail of the fire. Turn them off and you will see how relaxing the fuel bed can really be.

Fuel bed colour change

Cycle through all of the three colours that each provide a unique style. Can't decide...the cycle setting will flow through all the colours for you.

Daily and weekly timer

Set the fire to provide you with heat on any day throughout the week. The seven-day programmable calendar will remember your settings and will activate the thermostatic heater on each day and every week for when you need the New Forest fire the most.

Timer boost

A range of settings between one and nine hours can be selected to turn the heater on for a desired length of time.

// NEW FOREST 2400 ELECTRIC FIRE

// Dimensions:

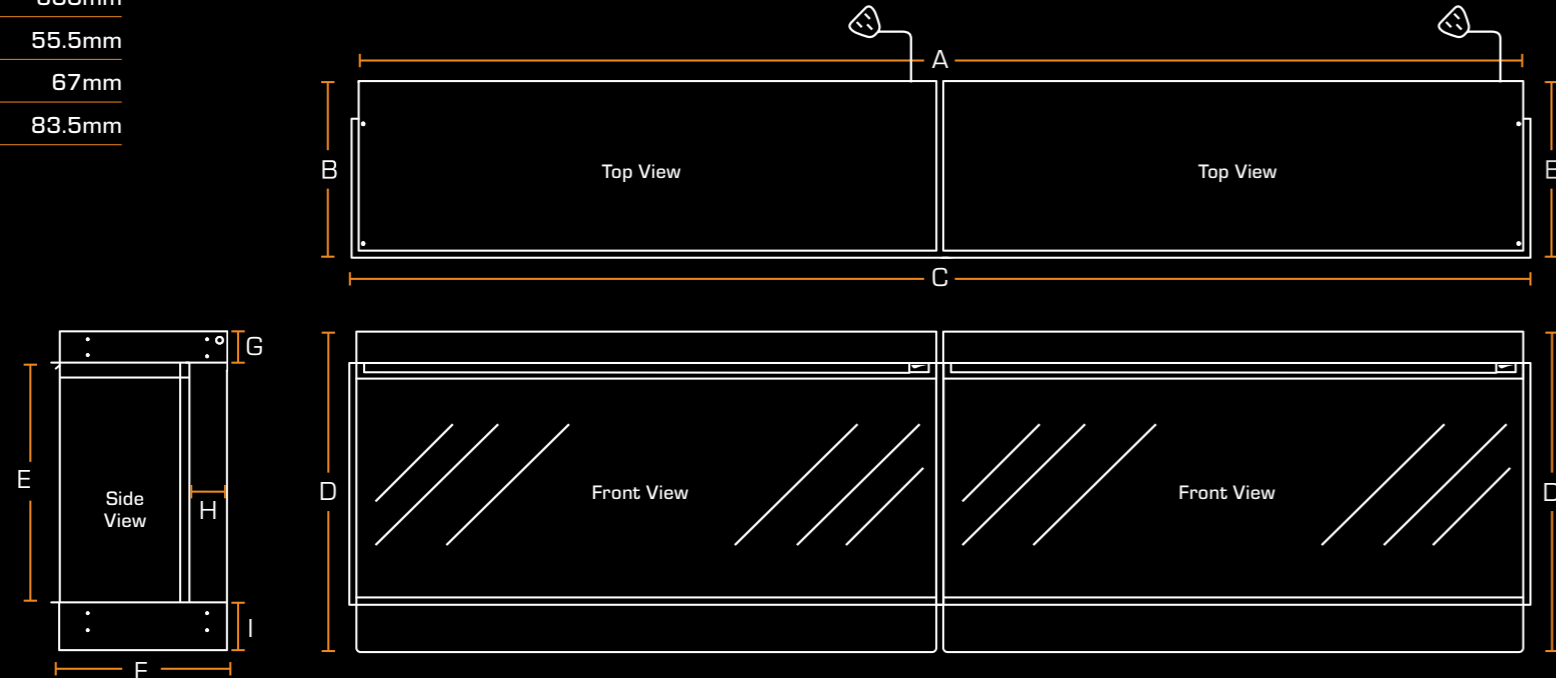
A	2352mm
B	311mm
C	2375mm
D	563mm
E	424mm
F	300mm
G	55.5mm
H	67mm
I	83.5mm

// Product specifications:

Heat output:	1500W (2x)
Supply voltage:	220-240V AC (2x)
Rating power:	50Hz (2x)
Fuse rating:	13 Amp (2x)
Lighting:	LED

// Product features:

- 3-pin plug with 1.8m long cord
- All fuel bed items included
- Remote control included



// CONTACT

+44 (0) 808 169 9911

info@britishfires.com

www.britishfires.com

British Fires Ltd
Unit 10 Avon Trading Park
Christchurch
Dorset
BH23 2BT
United Kingdom

// GUARANTEE

3-year guarantee - At British Fires we pride ourselves on quality and performance, so much so that each British Fires electric product is applicable for a 3-year guarantee when purchased from an authorised dealer. We offer a standard 1-year guarantee on every electric product, but to ensure your product is covered for a further 2 years, free registration is required on our website www.britishfires.com/guarantee. Full warranty terms and conditions are available to view at www.britishfires.com.

All appliances must be installed in a correctly ventilated space in accordance with the manufacturer's installation instructions and the rules in force. This brochure is for guidance only and is not intended to replace the installation manual, which provides more detailed information. February 2021. British Fires®

Patent Application Number 1820239.0
European Patent Application No. 19215407.8
Installation: Please contact your local British Fires dealer for information on this.






// NEW FOREST 2400 ELECTRIC FIRE

// DOWNLIGHT-EFFECT

Our award-winning LED flame technology is impressive by itself. It becomes even more amazing when the down-lights are turned on a 2400mm fire. The illumination of the two-way mirror reflects the logs and creates a 3D-effect with the appearance of a deeper looking fuel bed.

Two-way mirrored rear glass

Impress your guests with the click of a button. The down-lights not only create the illusion of a deeper looking fuel bed but also a brighter focal point and warmer glow.



// FOREST VIEW

Our signature Forest View logs are hand painted to bring a life-like effect creating an authentic and inviting setting. The log design and details were inspired by the New Forest National Park in Hampshire, England.

The fuel bed is comprised of several elements that bring together a traditional looking fire with dynamic lighting. The base of the fuel bed is lit from below which provides an extra sparkle of light and illuminates even more with a layer of diamond light crystals placed as the first layer. Additional components are real tree bark and coconut husk to complete the authentic, Earthy, look and feel of the Forest View installation.

*Included with standard model

// DIAMOND LIGHT

An interesting way to show how light can amplify the brightness of the flame-effect is the Diamond Light fuel bed. This installation consists solely of Diamond Light crystals and several large crystals. The rotation of fuel bed colours changes take you through a journey of tranquillity. Alternatively, you can choose just the orange, pink, or blue light setting to create a certain mood.

*Included with standard model