

ACR

STOVES

AWARD WINNING
ELECTRIC STOVE RANGE



British Designed
Stoves



ELECTRIC STOVE RANGE



C O N T E N T S

03 | Introduction

04 | Essential stove information

ELECTRIC STOVE RANGE

06 | MALVERN ^e : 2 kw

08 | ASTWOOD ^e : 2 kw

10 | TRINITY ^e : 2 kw

12 | NEO3F ^e : 2 kw

14 | NEO3C ^e : 2 kw

16 | Accessories range



With thirty years experience designing some of the world's finest woodburning and multifuel stoves, we are pleased to introduce the award winning range of ACR premium quality electric stoves.

As our lives become ever more hectic and our homes more efficient, it may not always be practical to install a real traditional woodburning stove.

Our innovative electric stoves now offer you similar ambience and enjoyment.

Designed and engineered from the ground up to meet the needs of modern room heating, we have used our extensive expertise with stove manufacturing to create a range of truly ingenious electric stoves.

We construct our electric stoves from premium grade lightweight steel, beautifully finished in traditional black powder-coat finish, for an authentic look and feel. This also makes the stoves incredibly durable, as such they all come with a two year warranty as standard.

Our electric stoves have been equipped with some of the most advanced technology available featuring LED 3D holographic projection. This creates an incredibly realistic appearance of flickering flames in the front, centre and rear of the fuel bed. With four whisper quiet settings - high flame, medium flame, low flame and smouldering embers, there will always be a setting to suit your mood.

All stoves have two heat settings - 1Kw and 2Kw to provide instant heat with thermostatic control and the convenience of a seven day timer, all adjustable from the fully programmable remote control. There is also an option for the flame effect only with no heat.

For thoroughly modern homes and living, our range of electric stoves really do offer the best of traditional and contemporary, with all the convenience you could hope for.



All of our stoves feature LED 3D holographic flame projection for an ultra-realistic fire effect. 'Flame Projection Technology'* creates flames in front, centre and rear of the fuel bed.

There is also an additional switchable option of a blue flame to add further ambience.

The effect can be adjusted from a soothing glow through to a welcoming log fire.

*Patent applied for.



See the our electric stoves in action. Scan code with your mobile device to watch the video.



Essential stove information



STOVE CONSTRUCTION

Our range of electric stoves are manufactured from lightweight, but durable steel and finished in a traditional black powder-coat, to keep them looking their best for many years. As electric stoves do not reach the very high internal temperatures of a woodburning stove there is no need for cast iron or heavyweight steel components. This means our stoves are lighter in weight, but still retain the look and feel of a real stove and offer much greater durability than similar products.

THE ELECTRIC FIRE EXPERIENCE

Featuring incredibly realistic LED 3D holographic flame projection, with an additional blue flame option and four settings - high flame, medium flame, low flame and a smouldering embers effect, our stoves really do have that real fire ambience. LED lighting ensures longevity and lower running costs. Realistic ceramic logs resting on a bed of crystals give the appearance of glowing embers and further adds to the atmosphere. There are two heat settings - 1Kw and 2Kw and also a no-heat setting so you can still enjoy the flame effect on warmer evenings or for when no additional room heating is required. All of our electric stoves feature a thermal cut-out safety device to protect the appliance from over-heating.



PUTTING YOU IN CONTROL OF YOUR STOVE

All of our stoves are supplied with a convenient 2-in-1 intelligent remote control. All the day-to-day functions, such as turning the stove on and off and adjusting the flame effect settings, are directly accessible with an LED screen to show your chosen settings. Slide open the lower section of the handset to reveal the programmable seven day timer facility with a three settings per day timer and fully adjustable thermostatic control. All our stoves also feature onboard controls for turning the stove on and off and for adjusting the heat and flame effect settings too.



2 YEAR WARRANTY

Designed and engineered to the highest standards we pride ourselves on offering a premium quality electric stove experience, this is fully backed up by our extensive two year warranty for your peace of mind. Full warranty details & exclusions can be found on our website <https://acrheatproducts.com/warranties>

INSTALLATION INFORMATION

Our electric stove range offers incredible realism and heat from just the flick of a switch. In most instances, you can simply plug in and you're up and running, but please note that clearances to combustibles must be observed and a hearth may be required. Please consult your ACR dealer for further information if you are unsure.

ACCESSORIES RANGE

A range of specially designed accessories are also available to enhance your electric stove installation. With gloss black hearth plates for wall and corner settings and matching flue pipe kit suitable for all of our electric stoves, there is also a gloss black top plate and storage base plinth available exclusively for the NEO range and a log store base option for the Malvern. Please see page 16 for further details.



ACR Electric Stoves are not only suitable for bringing style and warmth to a conventional setting, but are also ideal for heating a wide range of homes and building types.

Flue pipe is not included, but is available from the ACR Electric Stoves accessories range to complete the look of your installation.



A log-store base option is available for the Malvern electric stove to create an authentic woodstove ambience.

ELECTRIC

MALVERN ^e 2kw

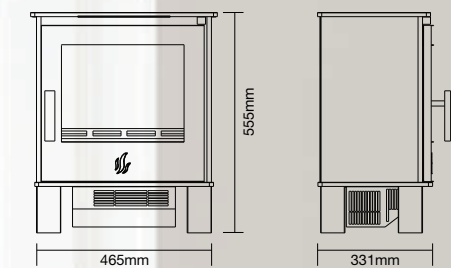
The MALVERN ^e features contemporary styling and is suitable for a wide range of home and conservatory settings, being the most compact stove in the range. A log-store base is also available as an option to create an authentically convincing stove setting.

- High quality but lightweight steel construction with a traditional black powder-coat finish
- 1 Kw, 2 Kw and no-heat settings
- Incredibly realistic LED 3D holographic flame projection with four settings: high flame, medium flame, low flame and smouldering embers only
- The LED flame effect can be used without heat so you can enjoy a flickering fire all year round with minimal energy usage
- 'Flame Projection Technology'* creates flames in front, centre and rear of the fuel bed
- Blue flame option for greater ambience
- Ultra-realistic ceramic logs with crystal embers for a natural embers glow
- Whisper quiet flame effect
- 7 day programmable 2 in1 intelligent remote control for convenient adjustment of all stove settings and features
- Safety thermal cut-out in the event of over-heating
- 2 year warranty

*Patent applied for.



SPECIFICATIONS



Overall height with the optional log-store is 775mm

Construction	High quality steel
Fuel	Domestic electricity supply
Selectable Heat Output	0 kw / 1 Kw / 2 Kw
Power Consumption - Flame Effect	10 - 12 W
Thermostatic control	Digital programmable
Remote control	2 in1 intelligent remote control 7 day programmable
Safety features	Thermal cut-out
Weight	21 kg



See the our electric stoves in action. Scan code with your mobile device to watch the video.



ELECTRIC

ASTWOOD^e 2kw

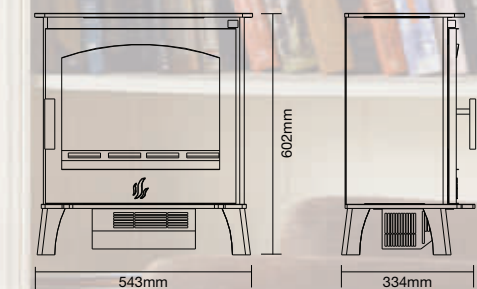
The ASTWOOD^e has all the charm and cosy warmth of a traditionally styled stove, and is a perfect complement to slightly larger settings and rooms.

- High quality but lightweight steel construction with a traditional black powder-coat finish
- 1 Kw, 2 Kw and no-heat settings
- Incredibly realistic LED 3D holographic flame projection with four settings: high flame, medium flame, low flame and smouldering embers only
- The LED flame effect can be used without heat so you can enjoy a flickering fire all year round with minimal energy usage
- 'Flame Projection Technology'* creates flames in front, centre and rear of the fuel bed
- Blue flame option for greater ambiance
- Ultra-realistic ceramic logs with crystal embers for a natural embers glow
- Whisper quiet flame effect
- 7 day programmable 2 in1 intelligent remote control for convenient adjustment of all stove settings and features
- Safety thermal cut-out in the event of over-heating
- 2 year warranty

*Patent applied for.



SPECIFICATIONS



Construction	High quality steel
Fuel	Domestic electricity supply
Selectable Heat Output	0 kw / 1 Kw / 2 Kw
Power Consumption - Flame Effect	10 - 12 W
Thermostatic control	Digital programmable
Remote control	2 in1 intelligent remote control 7 day programmable
Safety features	Thermal cutout
Weight	24 kg



See our electric stoves in action. Scan code with your mobile device to watch the video.



TRINITY ^e 2kw

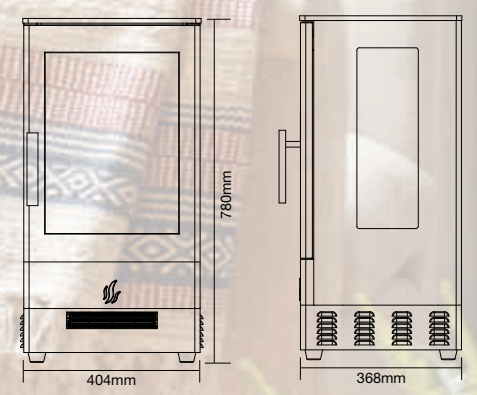
The TRINITY ^e is an award winning stove with clean contemporary lines, featuring additional side window panels. The heating system is incorporated within the stove body for a clean and uncluttered look.

- High quality but lightweight steel construction with a traditional black powder-coat finish
- 1Kw, 2Kw and no-heat settings
- Incredibly realistic LED 3D holographic flame projection with four settings: high flame, medium flame, low flame and smouldering embers only
- The LED flame effect can be used without heat so you can enjoy a flickering fire all year round with minimal energy usage
- 'Flame Projection Technology'* creates flames in front, centre and rear of the fuel bed
- Blue flame option for greater ambiance
- Ultra-realistic ceramic logs with crystal embers for a natural embers glow
- Whisper quiet flame effect
- 7 day programmable 2 in1 intelligent remote control for convenient adjustment of all stove settings and features
- Safety thermal cut-out in the event of over-heating
- 2 year warranty

*Patent applied for.



SPECIFICATIONS



Construction	High quality steel
Fuel	Domestic electricity supply
Selectable Heat Output	0 kw / 1 Kw / 2 Kw
Power Consumption - Flame Effect	10 - 12 W
Thermostatic control	Digital programmable
Remote control	2 in1 intelligent remote control 7 day programmable
Safety features	Thermal cutout
Weight	33 kg

Flue pipe is not included, but is available from the ACR Electric Stoves accessories range to complete the look of your installation.



See our electric stoves in action. Scan code with your mobile device to watch the video.

Flue pipe is not included, but is available from the ACR Electric Stoves accessories range to complete the look of your installation.



See our electric stoves in action. Scan code with your mobile device to watch the video.



NEO3F^e 2kw

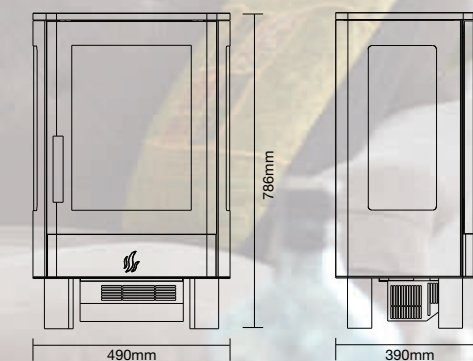
The NEO3F^e is an award winning contemporary styled stove with the distinctive feature of two side window panels, creating a focal point and sense of occasion for any setting.

- High quality but lightweight steel construction with a traditional black powder-coat finish
- 1 Kw, 2 Kw and no-heat settings
- Incredibly realistic LED 3D holographic flame projection with four settings: high flame, medium flame, low flame and smouldering embers only
- The LED flame effect can be used without heat so you can enjoy a flickering fire all year round with minimal energy usage
- 'Flame Projection Technology'* creates flames in front, centre and rear of the fuel bed
- Blue flame option for greater ambiance
- Ultra-realistic ceramic logs with crystal embers for a natural embers glow
- Whisper quiet flame effect
- 7 day programmable 2 in1 intelligent remote control for convenient adjustment of all stove settings and features
- Safety thermal cut-out in the event of over-heating
- 2 year warranty

*Patent applied for.



SPECIFICATIONS



Construction	High quality steel
Fuel	Domestic electricity supply
Selectable Heat Output	0 kw / 1 Kw / 2 Kw
Power Consumption - Flame Effect	10 - 12 W
Thermostatic control	Digital programmable
Remote control	2 in1 intelligent remote control 7 day programmable
Safety features	Thermal cutout
Weight	35 kg

Flue pipe is not included, but is available from the ACR Electric Stoves accessories range to complete the look of your installation.



NEO3C ^{2kw}

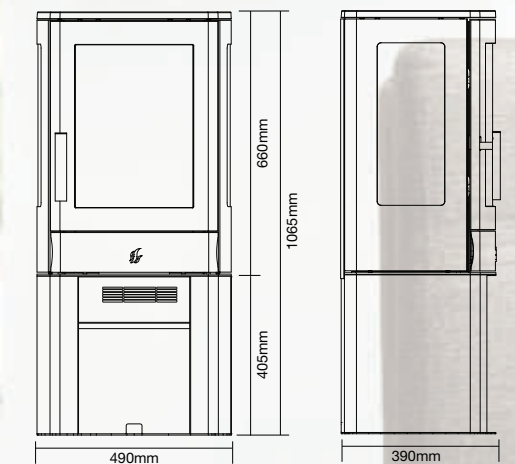
The NEO3C ^{2kw} features a log store in the base, allowing you to create a truly authentic looking installation. Along with its two additional side window panels this is a stove to really make a statement in any room.

- High quality but lightweight steel construction with a traditional black powder-coat finish
- 1 Kw, 2 Kw and no-heat settings
- Incredibly realistic LED 3D holographic flame projection with four settings: high flame, medium flame, low flame and smouldering embers only
- The LED flame effect can be used without heat so you can enjoy a flickering fire all year round with minimal energy usage
- 'Flame Projection Technology'* creates flames in front, centre and rear of the fuel bed
- Blue flame option for greater ambiance
- Ultra-realistic ceramic logs with crystal embers for a natural embers glow
- Whisper quiet flame effect
- 7 day programmable 2 in1 intelligent remote control for convenient adjustment of all stove settings and features
- Safety thermal cut-out in the event of over-heating
- 2 year warranty

*Patent applied for.



SPECIFICATIONS



Construction	High quality steel
Fuel	Domestic electricity supply
Selectable Heat Output	0 kw / 1 Kw / 2 Kw
Power Consumption - Flame Effect	10 - 12 W
Thermostatic control	Digital programmable
Remote control	2 in1 intelligent remote control 7 day programmable
Safety features	Thermal cutout
Weight	45 kg

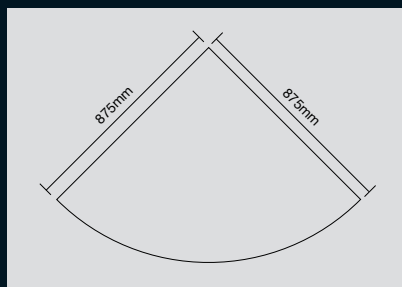
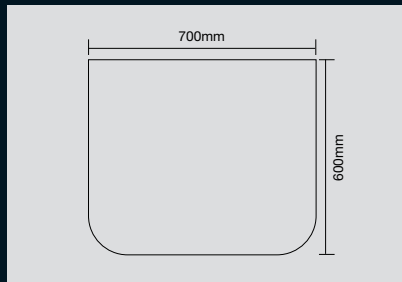
ELECTRIC STOVES ACCESSORIES RANGE

Our accessory has been designed exclusively to complement our electric stove range and enhance your installation.

Please note these accessories are not suitable for use with either woodburning or multifuel stove applications.

BLACK GLASS HEARTHES

Our 6mm thick glass hearth plates are the ideal way to display your electric stove. With a deep gloss black finish, there are options for either a corner setting, or a versatile rectangular format that can be sited against a wall or used free-standing. Our glass hearths are suitable for use with all stoves in our electric range.



ELECTRIC STOVE FLUE PIPE

Specially designed flue pipe kit to further enhance your stoves installation and to create a convincing setting. Straightforward magnetic installation, suitable for all ACR electric stoves.



MALVERN LOG STORE BASE

Add a log-store base section to the standard Malvern electric stove for an authentic woodburning stove look.

Glass heart plate shown is also available from the ACR electric stoves accessories range.



NEO BLACK GLASS TOP PLATE

With a deep gloss black finish, our 6mm thick glass top plate adds a distinctive finish to the NEO electric stove.



NEO3F STORAGE CONVERSION

An attractive storage base that can be added to the NEO3F to create a NEO3C pedestal style stove.

Your local ACR dealer:

Issue 6 / November 2019

ACR

STOVES



Scan code with your mobile device for more information



ACR Heat Products Limited, Unit 1, Weston Works, Weston Lane, Tyseley Birmingham B11 3RP, England.

• Tel: 0121 706 8266
• E-mail: enquiries@acrheatproducts.co.uk

• Fax: 0121 706 9182
• www.acrstoves.com

All installations shown in this brochure are for illustrative purposes only. All actual installations must comply with the latest building regulations and ACR Heat Products Ltd installation manuals. Please note that due to limitations of the printing process, colour reproduction of the stoves may vary slightly from those shown. Please consult your dealer for more accurate colour matching. ACR Heat Products Ltd reserves the right to amend any specifications herein or to make any product design changes. The specifications, dimensions and information shown within our brochures are provided for information purposes only and are not binding. With the aim of constantly improving our equipment, all modifications considered necessary may be made without notice.